





KEY

CHANNELS

J. RABU TRIO

-  ROUND BASE STAND
-  BOOM STAND
- AC** 15A UGND CIRCUIT
-  DI (WE SUPPLY)
-  XLR LINE ONLY

1. JOELLE VOCAL: SM57 w/PDP SCREEN
2. PIANO VOCAL: SM 57 w/PDP SCREEN
3. ACCORDIAN: SM57
4. PIANO: PZM (WE SUPPLY)
5. BASS VOCAL: SM 58
6. BASS D. I. (FROM AMP)
7. CELLO: SENNEHEISER 441 or SM 57
8. VIOLIN/GUITAR VOCAL: SM 58
9. VIOLIN: ECM 16 (WE SUPPLY)
10. GUITAR: SENNEHEISER 421 or SM 57
11. GUITAR AMP: DI or SM 57
12. CD
13. CD
14. REVERB RETURN

MONS 1: PIANO & BASS
MONS 2: ACC. & VIOLIN

JD TRID. GCD. DRAWN BY: dr
UPDATED: OCTOBER 25, 2001

SOUND TECHNICIAN:
PHIL POSNER (VANCOUVER)
 PHN: 604. 591. 9950
 PHX: 250. 741. 0235
 EMAIL: PHIL@AXIDN.NET